

F-372P

Electrical Specifications (@25C)

1. Maximum Power: 24.0 VA
2. Primary: Series: 230V @ 50/60 Hz
Parallel: 115V @ 50/60Hz
3. Secondary: Series: 16.0V CT @ 1.50 Amps
Parallel: 8.0V CT @ 3.00 Amps

Description:

The F-372P is part of a wide selection of plug-in types that meet the needs of PC boards and solid state power supply design. This transformer can satisfy power as well as control and instrumentation applications.

Construction:

Wound on a single channel nylon bobbin. Materials are UL recognized, Class B (130° C) rated.

Safety:

These products are 100% hipot tested with an insulation of 1500V between primary and secondary windings.

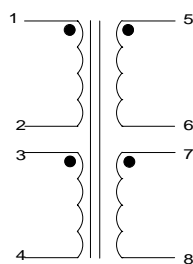
Dimensions:

Units: In inches

A	B	C	D	E
1.375	1.625	2.250	0.250	2.109

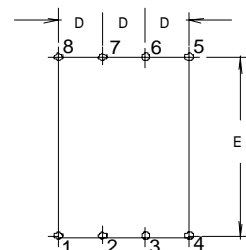
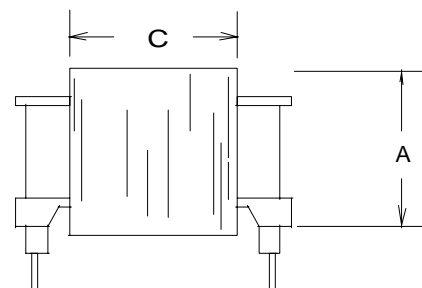
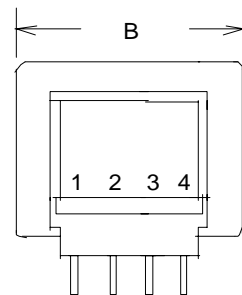
Pin length: 0.187 in.
Pin size: 0.20 x .041 in.
Weight: 13.3 oz

Schematic:



- Primary: Series - 1 to 4, Jumper 2 to 3
Parallel - 1 to 3, Jumper 1 to 3 and 2 to 4
- Secondary: Series - 3 to 6, Jumper 4 to 5
Parallel - 3 to 5, Jumper 3 to 5 and 4 to 6

RoHS Compliance: As of manufacturing date February 2005, all standard products meet the requirements of 2002/95/EC, known as the RoHS initiative.



Power Transformers

PC Mount

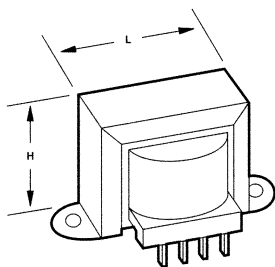


Figure A

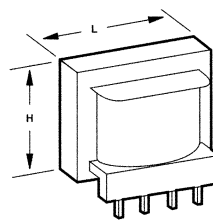


Figure B

:: Description

Triad power transformers are offered in a wide selection of plug-in types to meet the needs of PC board and solid state power supply designs. These transformers can satisfy power as well as control and instrumentation applications. The transformers are available in a single or dual primary and dual center tapped secondary configurations.

:: Specifications

Primary: 115/230 V, 50/60 Hz

:: Dual Primary, Dual Secondaries

Section	Type No.	Figure	VA	Secondary		Dimensions								Wt. Oz.
				Series	Parallel	H	W	D	L	A	B	MW		
A	F-3132P F-333P F-367P	B	1½	15.0V CT @ 0.1A 30.0V CT @ 0.050A 230.0V CT @ 0.0065A	7.5V @ 0.2A 15.0V @ 0.100A 115.0V @ 0.013A	1⅞	•	1⅞	•	1⅞	1	•	4.0	
B	F-348XP	A	4½	12.6V CT @ 0.350A	6.3V @ 0.700A	1⅞	2⅞	1⅞	1⅞	⅞	1⅞	2	6.5	
C	F-3142XP F-349XP F-350XP F-358XP F-3143XP F-363XP	A	4½	15.0V CT @ 0.3A 16.0V CT @ 0.280A 24.0V CT @ 0.180A 20.0V CT @ 0.225A 30.0V CT @ 0.15A 230.0V CT @ 0.020A	7.5V @ 0.6A 8.0V @ 0.560A 12.0V @ 0.360A 10.0V @ 0.450A 15.0V @ 0.3A 115.0V @ 0.040A	1⅞	2⅞	1⅞	1⅞	⅞	1⅞	2	6.5	
D	F-3152XP F-3153XP	A	7½	15.0V CT @ 0.5A 30.0V CT @ 0.25A	7.5V @ 1.0A 15.0V @ 0.5A	1⅞	2⅞	1⅞	1⅞	⅞	1⅞	2⅞	11.0	
E	F-359XP F-362XP F-365XP F-366XP F-369XP	A	10	24.0V CT @ 0.450A 20.0V CT @ 0.500A 12.6V CT @ 0.800A 16.0V CT @ 0.640A 230.0V CT @ 0.044A	12.0V @ 0.900A 10.0V @ 1.0A 6.3V @ 1.6A 8.0V @ 1.28A 115.0V @ 0.088A	1⅞	2⅞	1⅞	1⅞	⅞	1⅞	2⅞	11.0	
F	F-370P F-371P F-372P F-373P F-374P F-375P F-376P F-377P F-378P F-379P	B	24	10.0V CT @ 2.4A 12.6V CT @ 2.0A 16.0V CT @ 1.5A 20.0V CT @ 1.2A 24.0V CT @ 1.0A 28.0V CT @ 0.8A 34.0V CT @ 0.7A 40.0V CT @ 0.6A 56.0V CT @ 0.42A 120.0V CT @ 0.2A	5.0V @ 4.8A 6.3V @ 4.0A 8.0V @ 3.0A 10.0V @ 2.4A 12.0V @ 2.0A 14.0V @ 1.6A 17.0V @ 1.4A 20.0V @ 1.2A 28.0V @ 0.84A 60.0V @ 0.4A	1⅞	•	2⅞	1⅞	⅞	2⅞	•	13.3	

CT = Center Tap Mounting hole size: Figure A = ⅜"

:: Outline Dimensions

Technical Notes

1. The transformers with dual primaries permit their use in equipment for sale in both foreign and domestic markets.
2. Hi-pot tested at 1,500 VRMS.

Figure A

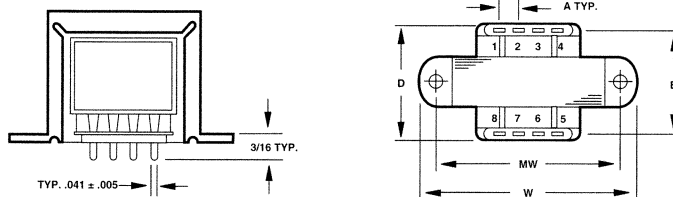


Figure B

